

文章编号: 1006-9941(2024)06-0641-10

# Intriguing Fluorine Effect: An Important Factor for Effective Construction Insensitive Energetic Materials

YU Pei-dong<sup>1</sup>, LIU Qiang-qiang<sup>1</sup>, DING Xiao-yong<sup>1</sup>, LIU Ying-le<sup>1,2</sup>, GAO Hai-xiang<sup>3</sup>

(1. School of Chemistry and Environmental Engineering, Sichuan University of Science & Engineering, Zigong 643000, China; 2. Beijing Institute of Technology Chongqing Innovation Center, Chongqing 401120, China; 3. Department of Applied Chemistry, China Agricultural University, Beijing 100193, China)

**Abstract:** The compound 5,7-bis(trifluoromethyl)-2-(dinitromethyl)-[1,2,4]triazolo[1,5-a]pyrimidine (**1**) was designed, synthesized, and thoroughly characterized. Thermal properties were determined using Differential Scanning Calorimetry (DSC), while Gaussian 03 and EXPLO5 v6.05 programs were employed to calculate the heat of formation and detonation properties of compound **1**, respectively. In addition, a comparative analysis of Hirschfeld surface, 2D fingerprint and electrostatic potentials (ESP) was conducted between compound **1** and other known dinitromethyl-containing compounds in this study. The result demonstrate that compound **1** exhibits exceptional insensitivity ( $IS > 40$  J,  $FS > 360$  N) toward external stimuli compared to other dinitromethyl-containing compounds. Furthermore, the presence of halogen bonding (C—F $\cdots$ X) effectively disrupts the formation of O $\cdots$ O interactions in energetic materials and leads to a favourable distribution of electrostatic potentials. This finding provides valuable insights for the development of novel insensitive energetic materials.

**Key words:** energetic materials; insensitive explosive; dinitromethyl; halogen bonding; weak interactions

**CLC number:** TJ55; O62

**Document code:** A

**DOI:** 10.11943/CJEM2024061

## 0 Introduction

Nitrogen-rich high-energy density materials (HEDMs) have been extensively utilized in both defense and civil fields<sup>[1]</sup>. Over the past few decades, researchers in this field have dedicated their efforts to

discovering novel energetic compounds with high density, exceptional detonation performance, excellent thermal stability and low sensitivity<sup>[2-6]</sup>. The synthesis strategy for nitrogen-rich energetic materials involves the combination of nitrogen-rich heterocyclic rings with energetic units. Commonly used nitrogen-rich heterocyclic rings include pyrazole, triazole, and tetrazole, which contribute to a high enthalpy of formation for energetic materials<sup>[7]</sup>. Incorporating high-energy nitrogenous groups such as  $-\text{NO}_2$ ,  $-\text{NHNO}_2$ ,  $-\text{N}_3$ ,  $-\text{CH}(\text{NO}_2)_2$ , and  $-\text{C}(\text{NO}_2)_3$  can enhance the detonation performance of compounds<sup>[8-9]</sup>.

Dinitromethyl ( $-\text{CH}(\text{NO}_2)_2$ ) is a highly effective functional group for enhancing the density and improving the oxygen balance of energetic materials<sup>[10-13]</sup>. However, dinitromethyl-containing heterocyclic compounds, primarily composed of dinitromethyl and pyrazole, triazole, tetrazole rings or fuse rings, exhibit poor stability towards external

**Receives Date:** 2024-02-19; **Revised Date:** 2024-03-08

**Published Online:** 2024-04-18

**Grant Support:** National Natural Science Foundation of China (Nos. 22005206, 22075318), Science and Technology Department of Sichuan Province (Nos. 2022NSFSC1209, 2022NSFSC0219), Vanadium and Titanium Resource Comprehensive Utilization Key Laboratory of Sichuan Province (No. 2021FTSZ08), Sichuan University of Science & Engineering (Nos. 2022RC11, H92307), Undergraduate Training Programs for Innovation and Entrepreneurship (No. 202310622009)

**Biography:** YU Pei-dong (1997-), male, postgraduate, mainly engaged in the synthesis of energetic materials. e-mail: 932893713@qq.com

**Corresponding author:** LIU Ying-le (1986-), male, professor, mainly engaged in the design and synthesis of nitrogen-rich energetic compounds. e-mail: liuyingleyou@163.com

GAO Hai-xiang (1973-), male, professor, mainly engaged in the design and synthesis of fluorinated nitrogen-rich energetic materials. e-mail: hxgao@cau.edu.cn

引用本文: 余沛东, 刘强强, 丁小勇, 等. 奇特氟效应: 一个有效构筑不敏感含能材料的重要因素[J]. 含能材料, 2024, 32(6):641-650.

YU Pei-dong, LIU Qiang-qiang, DING Xiao-yong, et al. Intriguing Fluorine Effect: An Important Factor for Effective Construction Insensitive Energetic Materials[J]. Chinese Journal of Energetic Materials (Hanneng Cailiao), 2024, 32(6):641-650.

stimuli<sup>[14–19]</sup>. For instance, in 2023, Pang's group<sup>[17]</sup> reported the synthesis and performance of 7-(dinitromethyl)-3-nitro-[1,2,4]triazolo[5,1-c][1,2,4]triazin-4-amine featuring adjacent nitro and amino groups ( $o\text{-NH}_2\text{-NO}_2$ ); however its sensitivity ( $IS=30\text{ J}$ ;  $FS=252\text{ N}$ ) did not meet the standards of insensitive explosives ( $IS>40\text{ J}$ ;  $FS>360\text{ N}$ ). Therefore, it is crucial to explore key parameters that affects the sensitivity of dinitromethyl energetic materials<sup>[20]</sup>.

In recent years, several research groups have identified that incorporating fluorine atoms or fluorine-containing groups into energetic materials is a reliable method for enhancing sensitivity performance<sup>[21]</sup>. For instance, compound 3-(dinitromethyl)-5-(trifluoromethyl)-1*H*-1,2,4-triazole demonstrates significantly improved insensitivity ( $IS=35\text{ J}$ ;  $FS>360\text{ N}$ ) compared to 5-(dinitromethyl)-3-(trinitromethyl)-1,2,4-triazole ( $IS=6\text{ J}$ ;  $FS>120\text{ N}$ )<sup>[22]</sup> and compound 1-(dinitromethyl)-3-nitro-1*H*-1,2,4-triazole ( $IS=7\text{ J}$ ;  $FS>252\text{ N}$ )<sup>[15]</sup>. Moreover, the sensitivity of compound 3-Nitro-7-(trifluoromethyl)-1,2,4-triazolo[5,1-c]-1,2,4-triazine-4-amino<sup>[23]</sup> surpasses that of DPX-26<sup>[24]</sup> ( $IS=29\text{ J}$ ;  $FS>360\text{ N}$ ), with an even higher insensitivity value ( $IS>45\text{ J}$ ;  $FS>360\text{ N}$ ). In our recent study conducted in 2022, we presented an insensitive explosive named as 3-trifluoromethyl-6-nitroguanyl-1,2,4-triazolo[4,3-*b*][1,2,4,5]tetrazine which exhibits exceptional insensitivity ( $IS>60\text{ J}$ ;  $FS>360\text{ N}$ )<sup>[25]</sup>.

Based on the aforementioned studies, this study present here the synthesis of 5,7-bis(trifluoromethyl)-2-(dinitromethyl)-[1,2,4]triazolo[1,5-*a*]pyrimidine (**1**). The thermal stability, sensitivity and detonation performance of compound **1** were assessed through experimental measurements and computa-

tional predictions. Furthermore, elucidating the relationship between the trifluoromethyl group and sensitivity was achieved by employing techniques such as single-crystal X-ray diffraction analysis, Hirschfeld surface analysis, two-dimensional fingerprint plot analysis and electrostatic potential calculations. These findings provide novel insights for future development and design of energetic materials containing dinitromethyl groups.

## 1 Experimental section

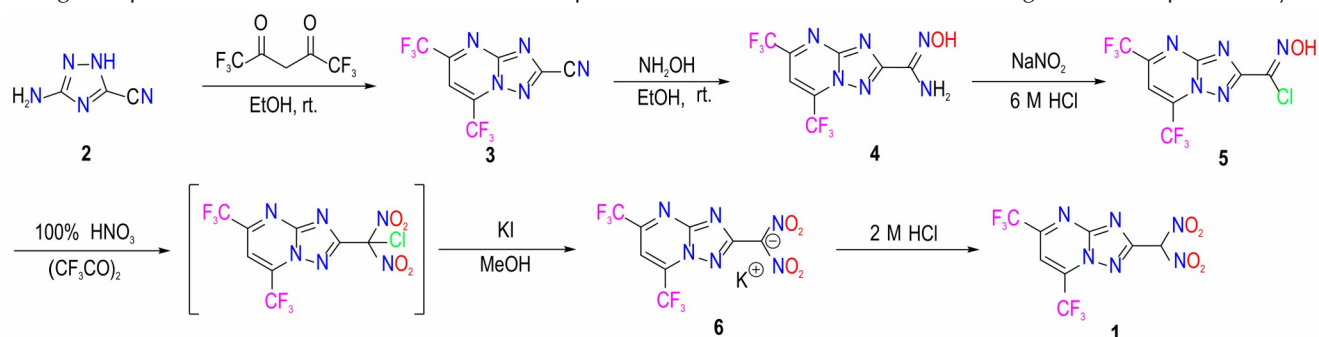
### 1.1 Chemicals and experimental equipments

**Chemicals:** Analytical purity 3-amino-1,2,4-triazole-5-carboxylic acid, thionyl chloride, ammoniumhydroxide solution (25%–28% in water), phosphorus pentoxide, 1,1,1,5,5,5-hexafluoropentane-2,4-dione, hydroxylamine (50% in water), sodium nitrite, trifluoroacetic anhydride, potassium iodide, ethanol, acetonitrile and methanol were bought from energy-chemical. Hydrochloric acid (2 M and 6 M) and nitric acid (100%) were prepared in our laboratory.

**Experimental equipments:** Impact sensitivity measurements, HWP18-30S, Young Instruments. Friction sensitivity measurements, HWP17-10S, Young Instruments. Gas pycnometer, AccuPyc II 1345, Micromeritics. Differential scanning calorimeter, DSC-25, TA Instruments. Cube Organic elemental analyzer, elemental vario MACRO, Elementar.

### 1.2 Synthesis route

The trifluoromethyl-substituted energetic material, **1**, was synthesized following the procedure outlined in Scheme 1. Starting from the previously re-



**Scheme 1** Preparation route of compound **1**

ported literature<sup>[26]</sup>, 5-amino-1*H*-1, 2, 4-triazole-3-carbonitrile (**2**) was synthesized. Compound **2** underwent a reaction with 1, 1, 1, 5, 5, 5-hexafluoropentane-2, 4-dione in H<sub>2</sub>O to afford compound **3** with a yield of 71%. Subsequently treating compound **3** with 50% hydroxylamine yielded compound **4** which was further converted to hydroximoyl chloride **5** through diazotization using 50% HCl. Nitrating compound **5** with a mixture of trifluoroacetic anhydride (TFAA) and 100% HNO<sub>3</sub>, followed by treatment with KI in methanol resulted in the formation of potassium salt **6**, obtained as a light yellow solid. Finally, compound **1** was obtained through an acidification reaction using 2 M HCl from compound **6**.

### 1.3 Experimental process

#### 1.3.1 Synthesis of 5,7-bis(trifluoromethyl)-[1, 2, 4]triazolo[1,5-*a*]pyrimidine-2-carbonitrile (**3**)

Compound **2** (0.5 g, 4.58 mmol) and 1, 1, 1, 5, 5, 5-hexafluoro-pentan-2, 4-dione (0.96 g, 4.65 mmol) were stirred in distilled water (10 mL) and few drops of concentrated hydrochloric acid were added at room temperature to maintain pH ~ 2. The resulting mixture was stirred at 80 °C for 8 h. After cooling to room temperature, needle-like crystals of compound **3** were collected as a white solid (0.91 g, 71%). <sup>1</sup>H NMR (600 MHz, DMSO-*d*<sub>6</sub>, 25 °C) δ: 8.87(s, 1H, CH); <sup>13</sup>C NMR (151 MHz, DMSO-*d*<sub>6</sub>, 25 °C) δ: 155.1, 154.2 (q, *J* = 38.1 Hz), 143.3, 137.6 (q, *J* = 40.2 Hz), 120.0 (q, *J* = 276.6 Hz), 118.6 (q, *J* = 275.3 Hz), 112.0, 109.8; IR (KBr, ν/cm<sup>-1</sup>): 3623(m), 3093(m), 2917(m), 1527(s), 1451(s), 1395(s), 1321(s), 1264(vs), 1165(vs), 1102(s), 1020(s), 877(s), 739(m), 682(s), 480(m); Anal. calcd for C<sub>8</sub>HF<sub>6</sub>N<sub>5</sub>: C 34.18, H 0.36, N 24.91; Found C 34.32, H 0.45, N 24.76.

#### 1.3.2 Synthesis of 5,7-bis(trifluoromethyl)-*N'*-hydroxy-[1, 2, 4]triazolo[1, 5-*a*]pyrimidine-2-carboxamide (**4**)

50% Hydroxylamine solution (0.132 g, 2.0 mmol) was added into a flask containing compound **3** (0.56 g, 2.0 mmol) and ethanol (5 mL). The resulting mixture was stirred at room temperature for 8 h.

After filtering, **4** was obtained as a yellow solid (0.35 g, 56%). <sup>1</sup>H NMR (600 MHz, DMSO-*d*<sub>6</sub>, 25 °C) δ: 10.43 (s, 1H, OH), 8.50 (s, 1H, CH), 6.05(s, 2H, NH<sub>2</sub>); <sup>13</sup>C NMR (151 MHz, DMSO-*d*<sub>6</sub>, 25 °C) δ: 162.4, 155.3, 151.2 (q, *J* = 37.3 Hz), 144.3, 136.6 (q, *J* = 39.5 Hz), 120.4 (q, *J* = 275.7 Hz), 118.9 (q, *J* = 275.3 Hz), 107.1; IR (KBr, ν/cm<sup>-1</sup>): 3926(m), 3438(vs), 2996(s), 2911(s), 2331(s), 2094(m), 1994(m), 1657(s), 1432(s), 1312(s), 1198(m), 1156(m), 1040(vs), 953(s), 700(s), 669 (m), 592 (m); Anal. calcd for C<sub>8</sub>H<sub>4</sub>F<sub>6</sub>N<sub>6</sub>O: C 30.95, H 1.28, N 26.75; Found C 30.83, H 1.27, N 27.02.

#### 1.3.3 Synthesis of 5,7-bis(trifluoromethyl)-(chloro(hydroxyimino)methyl)-[1, 2, 4]triazolo[1, 5-*a*]pyrimidine-2-carboxamide (**5**)

Compound **4** (1.16 g, 3.7 mmol) was dissolved in 6 M hydrochloric acid solution (14.8 mL). A solution of sodium nitrite (0.644 g, 9.3 mmol) and water (3.7 mL) were added dropwise. The temperature was maintained below 0 °C and the flask was stirred for 0.5 h. Then the flask was allowed to remain at ambient temperature for 8 h. Upon filtering, **5** was obtained as a white solid (0.91 g, 74%). <sup>1</sup>H NMR (600 MHz, DMSO-*d*<sub>6</sub>, 25 °C) δ: 13.46 (s, 1H, OH), 8.60 (s, 1H, CH); <sup>13</sup>C NMR (151 MHz, DMSO-*d*<sub>6</sub>, 25 °C) δ: 161.7, 155.6, 152.2 (q, *J* = 37.6 Hz), 137.0 (q, *J* = 39.4 Hz), 128.3, 120.3 (q, *J* = 276.0 Hz), 118.8 (q, *J* = 275.1 Hz), 107.7; IR (KBr, ν/cm<sup>-1</sup>): 3439(vs), 2249(s), 2123(s), 1656(s), 1508(m), 1401(m), 1326(m), 1275(s), 1203(s), 1163(s), 1050(vs), 1030(vs), 822(s), 761 (s), 620 (s); Anal. calcd for C<sub>8</sub>H<sub>2</sub>ClF<sub>6</sub>N<sub>5</sub>O: C 28.81, H 0.60, N 21.00; Found C 28.72, H 0.56, N 21.34.

#### 1.3.4 Synthesis of 5,7-bis(trifluoromethyl)-2-(dinitromethyl)-[1,2,4]triazolo[1,5-*a*]pyrimidine (**1**)

Compound **5** (2.30 g, 6.9 mmol) dissolved in CHCl<sub>3</sub> (25 mL) was added dropwise to a stirred mixture of trifluoroacetic anhydride (10.3 mL) and 100% HNO<sub>3</sub> (6 mL), while maintaining the reaction temperature between -5 °C and 0 °C. After the addition was completed, the ice bath was removed,

and the mixture was allowed to warm slowly to room temperature and stirred for 2 h. Then the mixture was poured into ice water (60 mL) and extracted with  $\text{CHCl}_3$  (3×30 mL). The organic phases were combined, washed with water and brine, dried over sodium sulfate, and then concentrated under vacuum to provide the intermediate as a light green solid.

The intermediate was dissolved in methanol (20 mL), to which a solution of potassium iodide (2.29 g, 13.8 mmol) in methanol (30 mL) was added dropwise. The mixture was stirred overnight at room temperature. The precipitate formed was collected by filtration and washed with cold water (3 mL), then methanol (3 mL), and ethyl ether (10 mL) to give **6** (1.64 g, 66.2%) as a light yellow solid. This compound was used directly without further characterization.

The compound **6** (0.80 g, 2 mmol) was added into a 2 M HCl (10 mL) solution. The flask was stirred for 30 min at room temperature. The mixture was extracted with EtOAc (15 mL) three times, dried over  $\text{Na}_2\text{SO}_4$  and concentrated under reduced pressure. Compound **1** was isolated as a yellow solid (0.68 g, 94%).  $^1\text{H}$  NMR (600 MHz,  $\text{DMSO}-d_6$ , 25 °C)  $\delta$ : 8.42 (s, 1H, CH), 6.63 (s, 1H,  $\text{CH}(\text{NO}_2)_2$ );  $^{13}\text{C}$  NMR (151 MHz,  $\text{DMSO}-d_6$ , 25 °C)  $\delta$ : 163.2, 154.8, 151.0 (q,  $J=37.2$  Hz), 136.4 (q,  $J=39.1$  Hz), 126.9, 120.4 (q,  $J=275.9$  Hz), 119.0 (d,  $J=274.8$  Hz), 107.0; IR (KBr,  $\text{v}/\text{cm}^{-1}$ ): 2995 (m), 1770 (s), 1758 (s), 1373 (m), 1245 (vs), 1054 (m), 667 (m); Anal. calcd for  $\text{C}_8\text{H}_2\text{F}_6\text{N}_6\text{O}_4$ : C 26.68, H 0.56, N 23.34; Found C 26.74, H 0.73, N 23.06.

#### 1.4 Characterization

The saturated solution of compound **1** was prepared using methanol as the solvent, and the single crystal was obtained through volatilization at room temperature. A single crystal of 0.150 mm×0.130 mm×0.110 mm was selected and placed on the SuperNova single crystal diffractometer using  $\text{CuK}\alpha$  ( $\lambda = 0.71073$  Å) as the ray source. The single crystal diffraction data were collected at 149.99(10) K. Using shell XT and Shell 2017 program<sup>[27]</sup>, the atoms were

refined and the crystal cell structure was optimized.

The thermal properties of compound **1** were investigated by employing differential scanning calorimetry (DSC) with a heating rate of 5 °C·min<sup>-1</sup>. The theoretical enthalpy of formation of compound **1** was calculated by utilizing the B3LYP group and the density functional theory. EXPLO5 (V6.05)<sup>[28]</sup> was employed to calculate the detonation velocity and detonation pressure of compound **1**.

According to BAM test standard<sup>[29]</sup>, the impact sensitivity and friction sensitivity of compound **1** were tested under the corresponding test conditions: (30±1) mg, drop weight 10 kg, ambient temperature 10–35 °C, relative humidity not more than 80%.

## 2 Results and Discussion

### 2.1 Crystal structure analysis

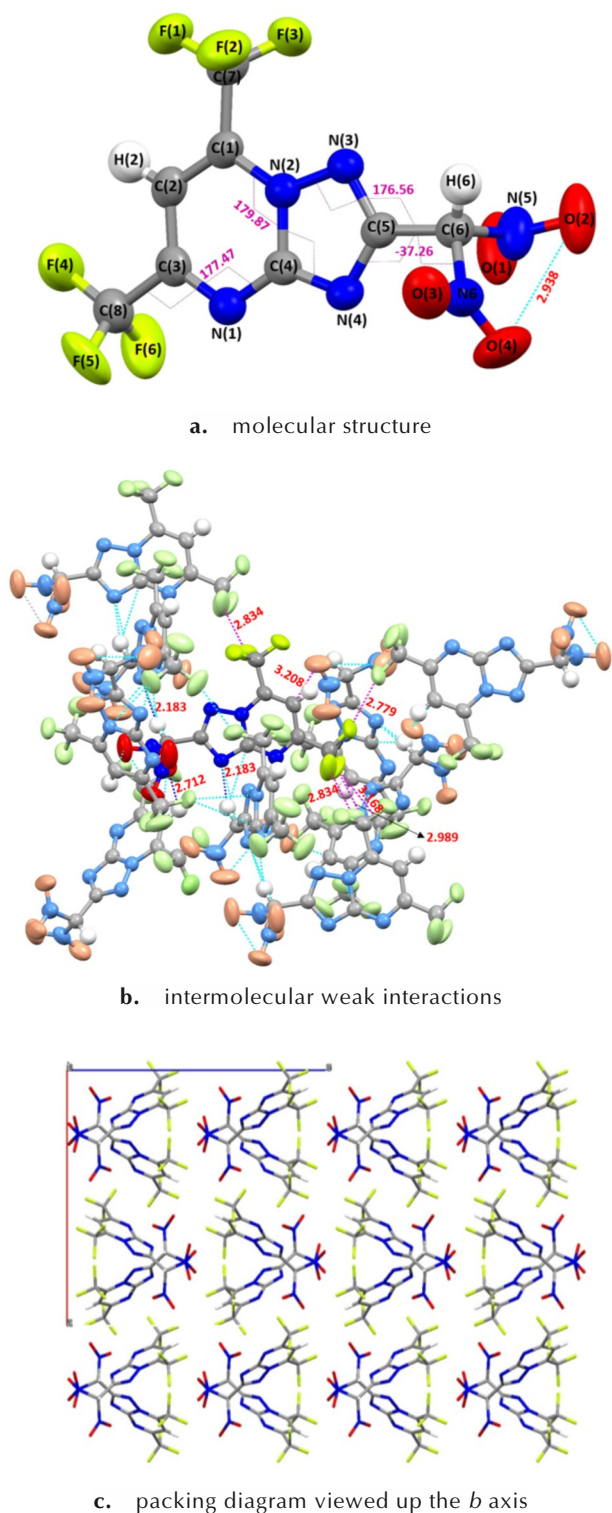
Compound **1** crystallizes from methanol at room temperature adopting an orthorhombic space group ( $Pbca$ ) with  $Z=4$  (Fig.1), and its crystal density is 1.799 g·cm<sup>-3</sup> at 149.99(10) K. The structure of fused-ring has good coplanarity, which can be verified by the torsion angles of C(1)—N(2)—C(4)—N(4) (179.87°), C(8)—C(3)—N(1)—C(4) (177.47°) and C(6)—C(5)—N(3)—N(2) (176.56°). However, the dinitromethyl group is not planar with the fused-ring, and the corresponding dihedral angle N(4)—C(5)—C(6)—N(6) is -37.26°. An intramolecular O···O interaction could be observed from O(2) to O(4) (2.938 Å). Each molecule interacts with eight other molecules through three hydrogen bonding (2.172–2.183 Å) and six C—F···O/N/F halogen bonding (2.779–3.208 Å). Under the influence of intermolecular hydrogen and halogen bonding, this compound adopts a cross-stacking arrangement. Evidently, the dinitromethyl group in compound **1** is encompassed by trifluoromethyl group from neighbouring molecules, as depicted in the crystal stacking diagram (Fig.1c).

### 2.2 Physicochemical and energetic properties

The thermal properties of compound **1** were surveyed using TG-DSC with a heating rate of 5 °C·min<sup>-1</sup>.



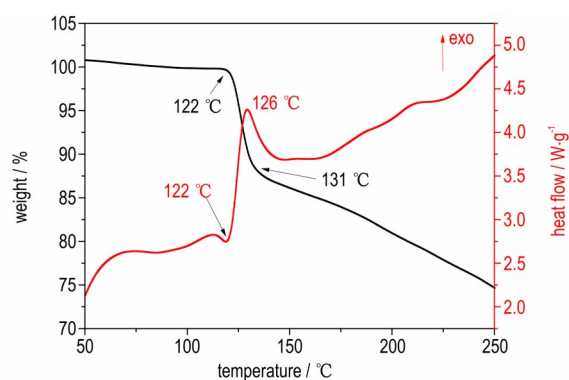
Compound **1** displays an onset decomposition temperature at 122.0 °C (Fig. 2). The measured density for **1** is 1.791 g·cm<sup>-3</sup>. The heat of formation was determined using isodesmic reactions (see as Scheme S1



**Fig. 1** Molecular structure, intermolecular weak interactions and packing diagram of compound **1**

in Supporting Information) and Gaussian 03 software<sup>[30]</sup>. Due to the presence of trifluoromethyl groups, compound **1** exhibits a negative heat of formation with  $-415.67$  kJ·mol<sup>-1</sup> ( $-1.15$  kJ·g<sup>-1</sup>).

Based on the above density and enthalpy of formation, the detonation performances of compound **1** were calculated using EXPLO5 (v 6.05)<sup>[28]</sup>. As shown in Table 1, the theoretical detonation velocity and pressure were 6748 m·s<sup>-1</sup> and 20.4 GPa, respectively. These values are close to those of known explosives such as TNT and Pb(N<sub>3</sub>)<sub>2</sub><sup>[18]</sup>. The sensitivities towards external stimuli including impact and friction were determined using BAM technology<sup>[29]</sup>. Compound **1** exhibits good sensitivity performance ( $IS > 40$  J,  $FS > 360$  N), surpassing that of TNT<sup>[18]</sup> ( $IS > 15$  J,  $FS > 353$  N).



**Fig. 2** TG-DSC curves of compound **1**

**Table 1** Physicochemical and energetic properties of compounds **1**

comp.	$T_{dec}$ /°C	$\rho$ /g·cm <sup>-3</sup>	$\Delta H_f$ /kJ·mol <sup>-1</sup> /kJ·g <sup>-1</sup>	$v_D$ /m·s <sup>-1</sup>	$p$ /GPa	$IS$ /J	$FS$ /N
<b>1</b>	122	1.79	-415.67/-1.15	6748	20.4	>40	>360
TNT <sup>[18]</sup>	295	1.65	-59.4/-0.26	7303	21.3	15	>353
Pb(N <sub>3</sub> ) <sub>2</sub> <sup>[18]</sup>	315	4.80	450.1/1.55	5877	33.4	2.5-4.0	0.1-1.0

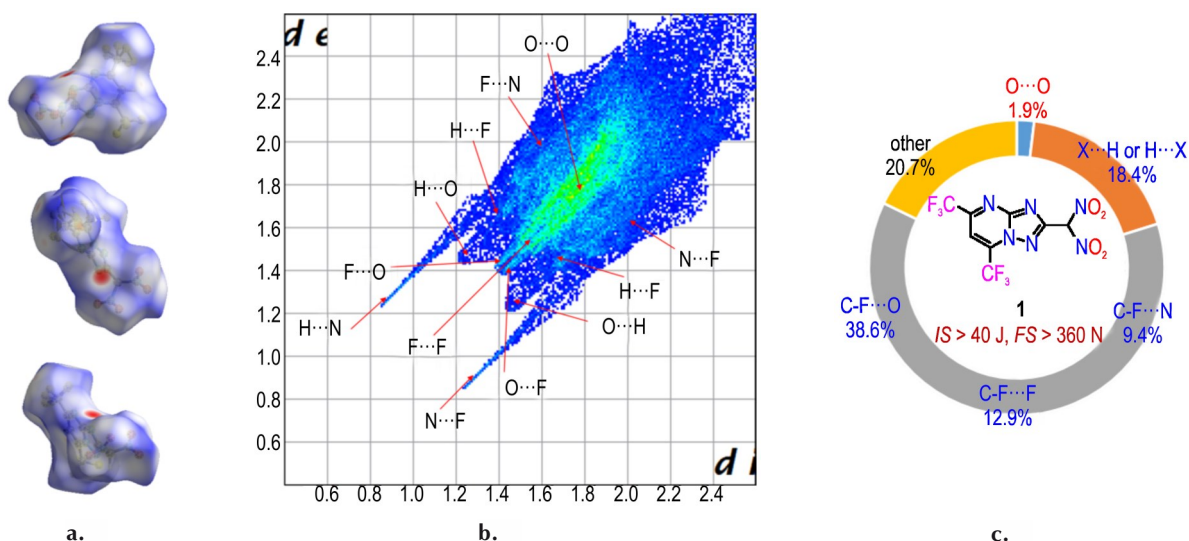
Note:  $T_{dec}$  is decomposition temperature (onset),  $\rho$  is density (measured by gas pycnometer at 25 °C),  $\Delta H_f$  is calculated molar enthalpy of formation (solid state),  $v_D$  is detonation velocity,  $p$  is detonation pressure,  $IS$  is impact sensitivity,  $FS$  is friction sensitivity.

### 2.3 Factors on sensitivity performance

To elucidate the correlation between structural attributes and sensitivity performance of dinitromethyl-containing compounds, this study employed Hirshfeld surfaces and 2D fingerprint plots<sup>[31]</sup> to investigate intermolecular interactions in com-

pound **1**, as well as several known compounds. As depicted in Fig. 3a, a prominent protrusion is observed at the dinitromethyl group site in compound **1**. Two distinct red dots were identified on the edges of triazole and dinitromethyl group due to hydrogen bonding (O/N/F—H), while white spots surrounding the trifluoromethyl groups indicate halogen bonding (CF—F/O/N). The contributions of these strong and weak intermolecular interactions are further elucidated through fingerprint plots (Fig. 3b). Hydrogen bonding collectively accounts for 18.4% contribution (Table 2 and Fig. S8 in Supporting Information), whereas halogen bonding significantly contributes up to 60.9% (CF...F=12.9%, CF...O=38.6%,

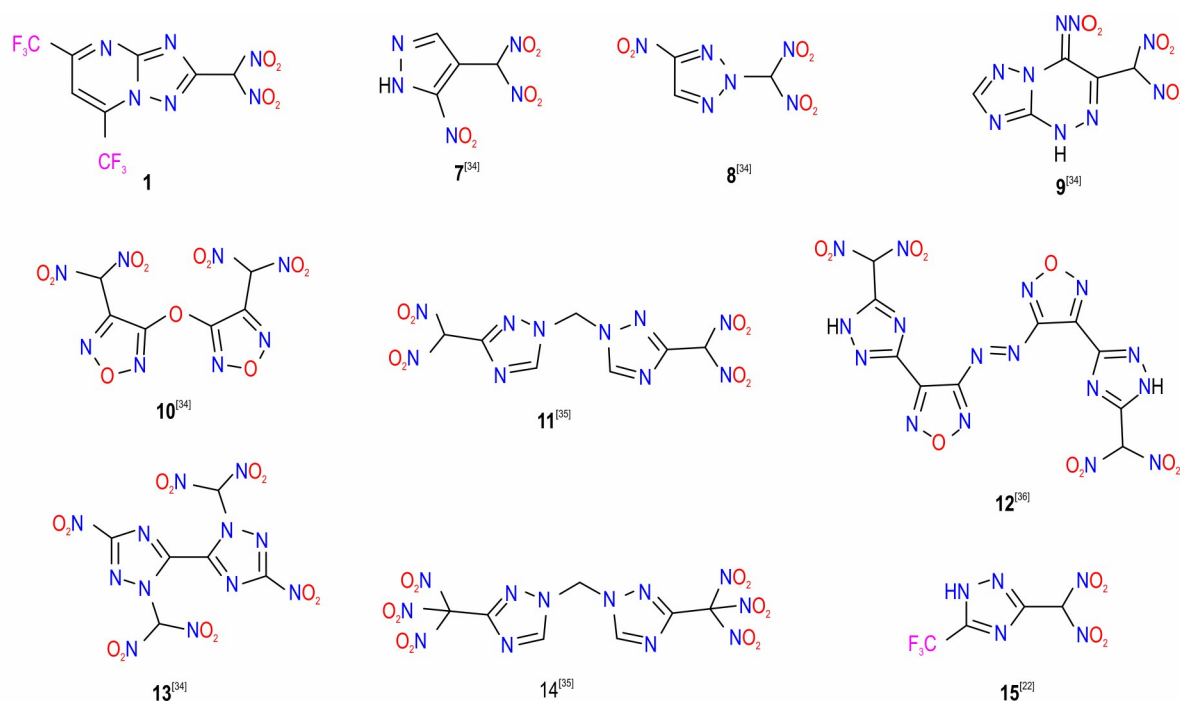
CF...N=9.4%). Surprisingly, the population of O...O intermolecular interactions is only 1.9%, which is significantly lower than the corresponding values observed in known dinitromethyl-containing energetic materials (see as Table 2 and Fig. 4), such as 4-(dinitromethyl)-5-nitro-1*H*-pyrazole (**7**) (30.5%)<sup>[14]</sup>, 2-(dinitromethyl)-4-nitro-2*H*-1,2,3-triazole (**8**) (31.3%)<sup>[32]</sup>, fused-ring energetic material *N*-(3-(dinitromethyl)-[1,2,4]triazolo[5,1-*c*][1,2,4]triazin-4(1*H*)-ylidene)nitramide (**9**) (20.4%)<sup>[33]</sup>, multi-heterocycles energetic material 4,4'-oxybis(3-(dinitromethyl)-1,2,5-oxadiazole)(**10**) (41.0%)<sup>[34]</sup>, bis(3-(dinitromethyl)-1*H*-1,2,4-triazol-1-yl)methane (**11**) (21.4%)<sup>[35]</sup>, (*E*)-1,2-bis(4-(5-(dinitro-



**Fig. 3** (a) Hirshfeld surfaces that use color coding to represent the proximity of close contacts around **1** (white,  $d =$  van der Waals (vdW) distance; blue,  $d >$  vdW distance; red,  $d <$  vdW distance), (b) fingerprint plots in crystal stacking found, (c) contributions of some strong and other weak intermolecular interactions

**Table 2** Contributions of these strong and weak intermolecular interactions, as well as the sensitivity value of compounds **1** and several known dinitromethyl-containing energetic materials<sup>[14, 22, 32-37]</sup>

comp.	O...O / %	X...H (X=O, N, F) / %	CF...Y (Y=N, O, F) / %	other / %	IS / N	FS / J
<b>1</b>	1.9	18.4	60.9	20.7	>40	>360
<b>7</b> <sup>[14]</sup>	30.5	44.1	0	25.4	17	144
<b>8</b> <sup>[32]</sup>	31.3	33.1	0	35.6	10	192
<b>9</b> <sup>[33]</sup>	20.4	36.5	0	53.1	15	144
<b>10</b> <sup>[34]</sup>	41.0	19.6	0	39.4	2	no data
<b>11</b> <sup>[35]</sup>	21.4	21.3	0	26.3	7	120
<b>12</b> <sup>[36]</sup>	19.0	23.7	0	57.3	5	80
<b>13</b> <sup>[37]</sup>	47.5	13.5	0	39.0	9	160
<b>14</b> <sup>[35]</sup>	37.3	35.5	0	27.2	6	240
<b>15</b> <sup>[22]</sup>	14.1	17.8	47.5	20.6	32	>360



**Fig.4** Chemical structures of compounds **1** and several known dinitromethyl-containing energetic materials<sup>[14, 22, 32–37]</sup>

methyl)-1*H*-1, 2, 4-triazol-3-yl)-1, 2, 5-oxadiazol-3-yl) diazene (**12**) (19.0%)<sup>[36]</sup> and 1-(dinitromethyl)-4, 4', 5, 5'-tetranitro-1*H*, 1'*H*-2, 2'-biimidazole (**13**) (47.5%)<sup>[37]</sup>. Based on these data and crystal stacking of compound **1**, it can be inferred that halogen bonds effectively disrupt the formation of O...O interactions. To validate this finding, we also analyzed the intermolecular interactions of trinitromethyl-containing compounds bis (3-(trinitromethyl)-1*H*-1, 2, 4-triazol-1-yl) methane (**14**)<sup>[35]</sup> and 5-(trifluoromethyl)-3-(trinitromethyl)-1*H*-1, 2, 4-triazole (**15**)<sup>[22]</sup>. As depicted in Table 2, compound **14** exhibits O...O intermolecular interactions accounting for 37.3% of the total weak interactions. However, in compound **15**, this value is reduced to 14.1% due to the presence of CF...O halogen bonds (39.1%). Considering that the O...O intermolecular interactions are crucial factors contributing to extreme sensitivity development, it is evident that compound **1** demonstrates superior sensitivity performance ( $IS > 40$  J;  $FS > 360$  N) compared to common dinitromethyl-containing compounds.

To gain a deeper understanding of the relationship between molecular structure and impact sensi-

tivity, study computed the electrostatic potentials (ESP)<sup>[38]</sup> of representative dinitromethyl-containing compound **1**, single-ring compound **7**, bridged-ring compounds **10–11**, fused-ring energetic material **9**, and bicyclic energetic material **13** using the Multiwfn software. Typically, an energetic material with more negative ESP values and an average deviation of ESP (around 0.25) exhibits greater insensitivity. As depicted in Fig.5, the electrostatic potential values for these compounds range from  $-94.9$  kJ·mol<sup>-1</sup> to  $-69.7$  kJ·mol<sup>-1</sup> with only slight differences observed among them. However, due to the appearance of trifluoromethyls which possesses strong electron-withdrawing ability, compound **1** demonstrates a superior average deviation of ESP (0.143) compared to other compounds ( $-0.110$ – $0.106$ ). Notably, in compound **1**, the most positive ESP regions are localized within the aromatic rings while in other compounds these regions are situated at the molecular edges making them more susceptible to external stimuli. Consequently, compound **1** exhibits enhanced insensitivity towards impact stimuli compared to other compounds. This result further corroborates the rationality underlying the assessed experimental impact sensitivity.

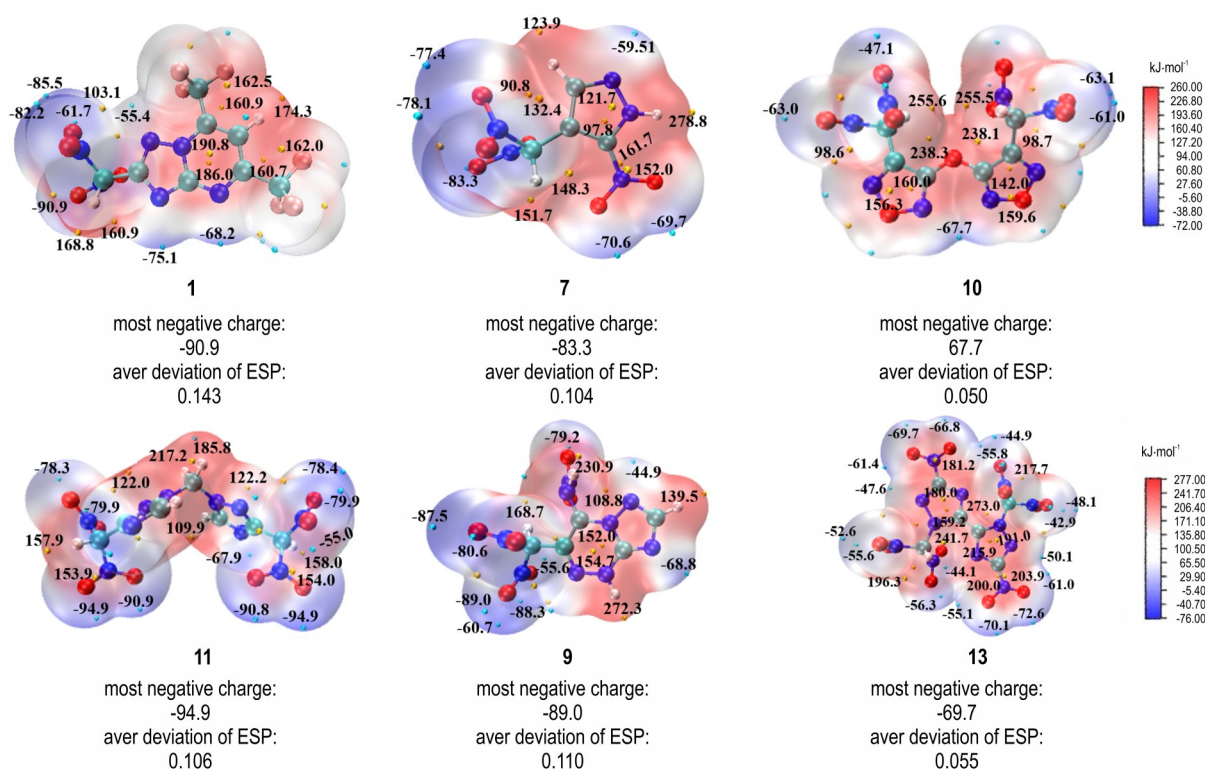


Fig. 5 Electrostatic potential of compounds 1, 7<sup>[14]</sup>, 9<sup>[33]</sup>, 11<sup>[35]</sup>, 12<sup>[36]</sup> and 13<sup>[37]</sup>

### 3 Conclusion

5, 7-Bis (trifluoromethyl)-2-(dinitromethyl)-[1, 2, 4]triazolo[1, 5-*a*]pyrimidine (1) was successfully synthesized using 5-isocyano-2*H*-1, 2, 4-triazol-3-amine as the starting material. It was fully characterized through various techniques such as IR, NMR analysis, elemental analyses and single crystal X-ray diffraction. The following conclusions are obtained:

(1) Compound 1 demonstrates an onset decomposition temperature of 122.0 °C along with moderate calculated detonation performance ( $v_D=6748 \text{ m}\cdot\text{s}^{-1}$ ,  $p = 20.4 \text{ GPa}$ ) and excellent sensitivity performance ( $IS > 40 \text{ J}$ ,  $FS > 360 \text{ N}$ ).

(2) The crystal stacking diagram reveals that the dinitromethyl group in compound 1 is surrounded by trifluoromethyl groups from other molecules, effectively reducing the formation of O...O interactions.

(3) Compound 1 exhibits superior sensitivity compared to common dinitromethyl-containing com-

pounds due to a lower population of O...O intermolecular interactions and a more favorable average deviation of ESP.

#### References:

- [1] SIKDER A K, SIKDER N. A review of advanced high performance, insensitive and thermally stable energetic materials emerging for military and space applications [J]. *Journal of Hazardous Materials*, 2004, 112(1-2): 1-15.
- [2] HUYNH M H V, HISKEY M A, CHAVEZ D E, et al. Synthesis, characterization, and energetic properties of diazido heteroaromatic high-nitrogen C—N compound [J]. *Journal of the American Chemical Society*, 2005, 127(36): 12537-12543.
- [3] ZHENG X, YAN T, CHENG G, et al. An advanced zwitterionic compound based on dinitropyrazole and 1,3,4-oxadiazole: combining the high detonation performances and low sensitivities [J]. *Chemical Engineering Journal*, 2023, 460(1): 141654-141662.
- [4] CAI J, ZHANG J, XIONG J, et al. The intramolecular integration of carbonyl and *N*-nitroamino groups to effectively balance the energy and sensitivity of *N*-nitroamino-functionalized bisazoles [J]. *Chemical Engineering Journal*, 2023, 467(1): 143527-143537.
- [5] LI Y, CAO Y, SONG S, et al. Self-assembly of iodine-containing oxidants with nitrogen-rich heterocyclic compounds for novel energetic biocidal agents [J]. *Chemical Engineering Journal*, 2022, 442(1): 136326-136332.
- [6] XU Z, HOU T, YANG F, et al. 2, 2'-Azobis(1, 5'-bitetrazole) with a  $N_{10}$  chain and 1, 5'-bitetrazolate-2*N*-oxides: construction of highly energetic nitrogen-rich materials based on C—



- N-linked tetrazoles [J]. *ACS Applied Materials & Interfaces*, 2023, 15(35): 41580–41589.
- [7] HUISGEN R, UGI I. Zur lösung eines klassischen problems der organischen stickstoff-chemie [J]. *Angewandte Chemie*, 1956, 68(22): 705–706.
- [8] YUAN W L, HE L, TAO G H, et al. Materials-genome approach to energetic materials [J]. *Accounts of Materials Research*, 2021, 2(9): 692–696.
- [9] GAO H, SHREEVE J M. Azole-based energetic salts [J]. *Chemical Reviews*, 2011, 111(11): 7377–7436.
- [10] DHARAVATH S, SHREEVE J M. A safer synthesis of 3,5-bis(dinitromethyl)-1,2,4-triazole (BDT) and its mono and di salts: high-performance insensitive energetic materials [J]. *Propellants Explosives Pyrotechnics*, 2018, 43(1): 48–53.
- [11] CAO Y, HUANG H, WANG L, et al. Synthesis and characterization of azido-functionalized 1,2,3-triazole and fused 1,2,3-triazole [J]. *Journal of Organic Chemistry*, 2023, 88(7): 4301–4308.
- [12] ZHANG X, LIN X. Simple methods for the introduction of nitrate ester, amino and diazo-oxide substituents into dinitromethylpyrazole [J]. *New Journal of Chemistry*, 2022, 46(29): 14186–14191.
- [13] LIU Y, HE C, TANG Y, et al. Asymmetric nitrogen-rich energetic materials resulting from the combination of tetrazolyl, dinitromethyl and (1,2,4-oxadiazol-5-yl) nitroamino groups with furoxan [J]. *Dalton Transactions*, 2018, 47(46): 16558–16566.
- [14] LEI C, YANG H, CHENG G. New pyrazole energetic materials and their energetic salts: Combining the dinitromethyl group with nitropyrazole [J]. *Dalton Transactions*, 2020, 49(5): 1660–1667.
- [15] MA J, BIAN C, YANG X, et al. 3D honeycomb construction of N-fluorodinitromethyl substituted polynitroazoles based on hydrogen-bonded staggered conformation: Toward high-density melt-cast explosive instead of TNT [J]. *Journal of Molecular Structure*, 2022, 1264(1): 133337–133342.
- [16] ZHAO X X, LI S H, WANG Y, et al. Design and synthesis of energetic materials towards high density and positive oxygen balance by N-dinitromethyl functionalization of nitroazoles [J]. *Journal of Materials Chemistry A*, 2016, 4(15): 5495–5504.
- [17] LIU Y, LI J, ZHANG X, et al. Multi-energetic group synergy driven design and synthesis of [1,2,4]triazolo[5,1-c][1,2,4]triazine-fused energetic compounds [J]. *Materials Chemistry Frontiers*, 2023, 7(6): 1046–1057.
- [18] GAO H, ZHANG Q, SHREEVE J M. Fused heterocycle-based energetic materials (2012–2019) [J]. *Journal of Materials Chemistry A*, 2020, 8(8): 4193–4216.
- [19] LIU Q, YUAN M, HE J, et al. Exchanging of  $\text{NH}_2/\text{NHNH}_2/\text{NHOH}$  groups: An effective strategy for balancing the energy and safety of fused-ring energetic materials [J]. *Chemical Engineering Journal*, 2023, 446(1): 143333–143342.
- [20] ZHOU Y, GAO H, SHREEVE J M. Dinitromethyl groups enliven energetic salts [J]. *Energetic Materials Frontiers*, 2020, 1(1): 2–15.
- [21] CHINNAM A K, STAPLES R J, SHREEVE J M. Synthesis and energetic properties of trifluoromethyl-substituted 2-nitro-[1,2,4]triazolo[1,5-a]pyrimidine derivatives [J]. *Journal of Fluorine Chemistry*, 2021, 245(1): 109743–109748.
- [22] CHINNAM A K, STAPLES R J, SHREEVE J M. HFOX-1-amino-1-hydrazino-2,2-dinitroethylene as a precursor to trifluoromethyl, dinitro, or trinitro-based energetic 1,2,4-triazoles [J]. *Organic Letters*, 2020, 23(1): 76–80.
- [23] YAN Z, LU T, LIU Y, et al. High thermal stability and insensitive fused triazole-triazine trifluoromethyl-containing explosives (TFX) [J]. *ACS Omega*, 2021, 6(29): 18591–18597.
- [24] PIERCEY D G, CHAVEZ D E, SCOTT B L, et al. An energetic triazolo-1,2,4-triazine and its N-oxide [J]. *Angewandte Chemie International Edition*, 2016, 55(49): 15315–15318.
- [25] KANG Y, DONG Y, LIU Y, et al. Halogen bonding (C—F $\cdots$ X) and its effect on creating ideal insensitive energetic materials [J]. *Chemical Engineering Journal*, 2022, 440(1): 135969–135978.
- [26] DIPPOLD A A, KLAPÖTKE T M. Synthesis and characterization of 5-(1,2,4-triazol-3-yl) tetrazoles with various energetic functionalities [J]. *Chemistry-An Asian Journal*, 2013, 8(7): 1463–1471.
- [27] SHELDRICK G M. SHELXT-integrated space-group and crystal-structure determination [J]. *Acta Crystallographica Section A*, 2015, 71(1): 3–8.
- [28] SUCÉSKA M. EXPLO5, Version 6.01, Brodarski Institute [M]. Zagreb, Croatia, 2013.
- [29] UNITED NATIONS. *Recommendations on the transport of dangerous goods: manual of tests and criteria-fifth revised edition* [M]. New York: United Nations Publication, 2011: 7–197.
- [30] FRISH M J, TRUCKS G W, SCHLEGEL H B, et al. Gaussian 03 (Revision E.01) [M], Gaussian, Inc, Wallingford CT, 2004.
- [31] WOLFF S K, GRIMWOOD D J, MCKINNON J J, et al. CrystalExplorer, version 3.1 [M]. University of Western Australia: Crawley, Australia, 2012.
- [32] ZHANG W, YANG Y, SHI S, et al. Regulation of stability and density of energetic materials via isomerism [J]. *Physical Chemistry Chemical Physics*, 2023, 25(30): 20168–20172.
- [33] DONG Z, ZHANG G, LIU Y, et al. Functionalized fused triazole-triazine: novel multi-nitro compounds with various energetic functionalities [J]. *Journal of Molecular Structure*, 2023, 1283(1): 135274–135280.
- [34] LI H, ZHAO F Q, WANG B Z, et al. A new family of energetic salts based on oxy-bridged bis(dinitromethyl) furazan: syntheses, characterization and properties [J]. *RSC Advances*, 2015, 5(27): 21422–21429.
- [35] ZHAO G, KUMAR D, YIN P, et al. Construction of polynitro compounds as high-performance oxidizers via a two-step nitration of various functional groups [J]. *Organic Letters*, 2019, 21(4): 1073–1077.
- [36] TANG Y, HE C, IMLER GH, et al. Energetic furazan-triazole hybrid with dinitromethyl and nitramino groups: Decreasing sensitivity via the formation of a planar anion [J]. *Dalton Transactions*, 2019, 48(22): 7677–7684.
- [37] FENG S, ZHANG B, LUO C, et al. Challenging the limitations of tetranitro biimidazole through introducing a gem-dinitromethyl scaffold [J]. *Organic Letters*, 2023, 25(8): 1290–1294.
- [38] LU T, CHEN F. Multiwfn: A multifunctional wavefunction analyser [J]. *Journal of Computational Chemistry*, 2012, 33(5): 580–592.

## 奇特氟效应：一个有效构筑不敏感含能材料的重要因素

余沛东<sup>1</sup>, 刘强强<sup>1</sup>, 丁小勇<sup>1</sup>, 刘应乐<sup>1,2</sup>, 高海翔<sup>3</sup>

(1. 四川轻化工大学化学与环境工程学院, 四川 自贡 643000; 2. 北京理工大学重庆研究中心, 重庆 401120; 3. 中国农业大学应用化学系, 北京 100193)

**摘要:** 研究设计、合成并表征了化合物5,7-二(三氟甲基)-2-(二硝甲基)-[1,2,4]三唑[1,5-a]嘧啶(**1**)。采用差示扫描量热仪、高斯03及EXPLO5 v6.05软件分别测试或计算了其热性能、生成焓和爆轰性能,并通过Hirschfeld表面分析、2D指纹图谱、静电势(ESP)对化合物**1**和已报道的偕二硝甲基含能化合物进行了对比研究。结果表明,化合物**1**具有较低的机械感度,其撞击感度 $>40$  J,摩擦感度 $>360$  N,这与已报道的CHON型偕二硝甲基含能化合物的敏感性有很大不同。单晶堆积及分子间作用力的计算结果表明化合物**1**中的卤键(C—F...X)能够有效打断分子之间O...O相互作用的生成。此外,由于三氟甲基的存在,化合物**1**展示出较为优越的静电势值和静电势偏移值,从而使其比其它偕二硝甲基含能化合物更加稳定。

**关键词:** 含能材料; 不敏感炸药; 偕二硝甲基; 卤键; 弱相互作用

中图分类号: TJ55;O62

文献标志码: A

DOI:10.11943/CJEM2024061

**基金项目:** 国家自然科学基金资助(22005206, 22075318),四川省科技厅资助(2022NSFSC1209, 2022NSFSC0219),钒钛资源综合应用四川省重点实验室开放项目(2021FTSZ08),四川轻化工大学科技创新项目(2022RC11, H92307),大学生创新创业训练计划项目(202310622009)

(责编: 卢学敏)