

文章编号: 1006-9941(XXXX)XX-0001-09

Solubility and Thermodynamic Modeling of 3-Nitro-1,2,4-triazole-5-one (NTO) in Different Binary Solvents

GUO Hao-qi, YANG Yu-lin

(State Key Laboratory of Space Power-Sources, School of Chemistry and Chemical Engineering, Harbin Institute of Technology, Harbin 150001, China)

Abstract: Using a dynamic laser monitoring technique, the solubility of 3-nitro-1,2,4-triazole-5-one (NTO) was investigated in two different binary systems, namely hydroxylamine nitrate (HAN)-water and boric acid (HB)-water ranging from 278.15 K to 318.15 K. The solubility in each system was found to be positively correlated with temperature. Furthermore, solubility data were analyzed using four equations: the modified Apelblat equation, Van't Hoff equation, λh equation and CNIBS/R-K equations, and they provided satisfactory results for both two systems. The average root-mean-square deviation (10^5 RMSD) values for these models were less than 13.93. Calculations utilizing the Van't Hoff equation and Gibbs equations facilitated the derivation of apparent thermodynamic properties of NTO dissolution in the two systems, including values for Gibbs free energy, enthalpy and entropy. The $\% \zeta_H$ is larger than $\% \zeta_{TS}$, and all the $\% \zeta_H$ data are $\geq 58.63\%$, indicating that the enthalpy make a greater contribution than entropy to the $\Delta G_{\text{soln}}^\circ$.

Key words: 3-nitro-1,2,4-triazole-5-one (NTO); solubility; thermodynamic models; apparent thermodynamic analysis

CLC number: TJ55;O64

Document code: A

DOI: 10.11943/CJEM2024184

0 Introduction

Hydroxylamine nitrate (HAN)-based electrically controlled solid propellants, relying on their unique electrochemical properties, can achieve multiple starts and thrust adjustments^[1], which makes up for the working defect of traditional solid engines that cannot be shut down at any time after ignition. It is expected to meet the military requirement for controllable combustion of solid propellants. However, in the present study, HAN-based electrically controlled solid propellant has the problem of multi-step thermal decomposition and small energy density, which seriously limits its practical application. The

energy characteristics of propellants can be improved by adding other energetic substances to the system. 3-Nitro-1,2,4-triazole-5-one (NTO) is a single material explosive with water-soluble, high energy density, and low sensitivity^[2]. Compared to hexahydro-1,3,5-trinitro-2,4,6-triazine (RDX)^[3], octahydro-1,3,5,7-tetranitro-1,3,5,7-tetrazocine (HMX)^[4], and hexanitrohexaazaisowurtzitane (CL-20)^[5], NTO has the characteristic of only burning without exploding under flame stimulation, as well as its similar thermal decomposition products (NO, CO, CO₂, N₂O and H₂O) to HAN^[6], making it more suitable for electrically controlled solid propellant systems. In addition, lone pair electrons on carbonyl oxygen atoms, nitro oxygen atoms, and nitrogen heterocyclic atoms in NTO molecules can form complexes with metal ions, making the propellant system more stable^[7]. The performance test of the electrically controlled solid propellant containing NTO shows significant improvements in energy characteristics, with increased burning heat and thermal decomposition

Received Date: 2024-07-05; **Revised Date:** 2024-12-25

Published Online: 2024-12-25

Biography: 郭昊琪 (1994-), 男, 博士研究生, 主要从事含能材料及其应用的研究。e-mail: 530825119@qq.com

Corresponding author: 杨玉林 (1969-), 男, 教授, 主要从事含能材料及其应用的研究。e-mail: ylyang@hit.edu.cn

引用本文: 郭昊琪, 杨玉林. 3-硝基-1,2,4-三唑-5-酮 (NTO) 在不同二元溶剂中的溶解度和热力学模型[J]. 含能材料, DOI:10.11943/CJEM2024184.

GUO Hao-qi, YANG Yu-lin. Solubility and Thermodynamic Modeling of 3-Nitro-1,2,4-triazole-5-one (NTO) in Different Binary Solvents[J]. *Chinese Journal of Energetic Materials (Hanneng Cailiao)*, DOI:10.11943/CJEM2024184.

temperature, but there are still some problems. For example, the solid NTO dissolves and forms local voids during the heating and solidification process of the propellant, and the excessive addition of NTO leads to uneven solid dispersion. To obtain high-quality propellant samples, it is necessary to determine the solubility of NTO in the propellant system before adding NTO to optimize the performance of electronically controlled solid propellants. The main components of electrically controlled solid propellants, including acidic hydroxylamine nitrate (HAN), boric acid (HB), and water content, directly affect the solubility of NTO in the system. Based on the practical application, propellant formulation and preparation conditions, this study set the concentration gradient of the solution (HAN aqueous solution: 10%–70%, gradient 10%, HB aqueous solution: 0.5%–2.5%, gradient 0.5%), and experimental temperature range from 278.15 K to 318.15 K, and the solubility of NTO in HAN-water and HB-water binary solvent systems was obtained using dynamic laser monitoring method. In addition, the optimum model was obtained by comparing the fitting parameters of the solubility model.

In this work, the effects of different HAN and HB contents on the dissolution behavior of NTO in water at the temperature of 278.15–318.15 K and the specific solubility values were clarified. In the subsequent process of improving the performance of propellants, when the propellant formulation and curing temperature change, the solubility of NTO in the propellant system under the current process conditions can be obtained directly through the model calculation. This work is beneficial for the rapid adjustment of propellant formulations, thereby improving work efficiency.

1 Experimental

1.1 Materials

NTO was sourced from Jiangyang Chemical Co., Ltd. with a HPLC (high-performance liquid chromatography) purity of 99.8% (Fig.1), and the

molecular structure as presented in Fig.2. HB was sourced from Beijing InnoChem Science & Technology Co., Ltd., HAN was sourced from the Sixth Academy of China Aerospace Science and Technology Corporation with a content of 99.0%. All the aforementioned materials were utilized without additional purification. Distilled water was self-made.

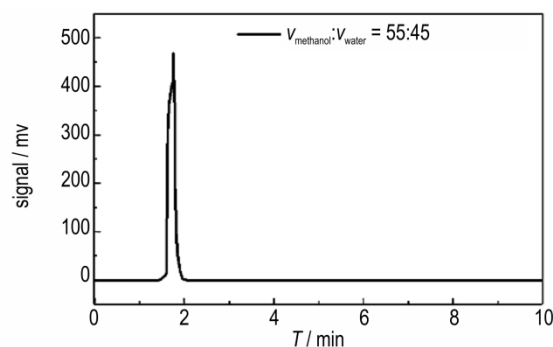


Fig.1 HPLC of NTO



Fig.2 The molecular structure of NTO

1.2 Differential scanning calorimetry

Using the DSC 214 Polyma, the melting point (T_m) and enthalpy of fusion ($\Delta_{fus}H$) of 3-nitro-1,2,4-triazole-5-one (NTO) were analyzed. Prior to the measurements, the DSC instrument was calibrated with neat indium to ensure accuracy in temperature deviation, thermal deviation, and thermal repeatability. Approximately 5 mg of NTO was subjected to a heating rate of $10 \text{ K} \cdot \text{min}^{-1}$ and a nitrogen flow rate of $150 \text{ mL} \cdot \text{min}^{-1}$ for protection. The results indicated that the melting temperature and the fusion enthalpy of NTO are 543.35 K and $234.90 \text{ kJ} \cdot \text{mol}^{-1}$, respectively, as presented in Fig.3.

1.3 X-ray diffraction

The crystal form of NTO recovered from the two systems was investigated using a Bruker D8 system to determine if dissolution altered its crystalline structure. The test tube voltage and current settings

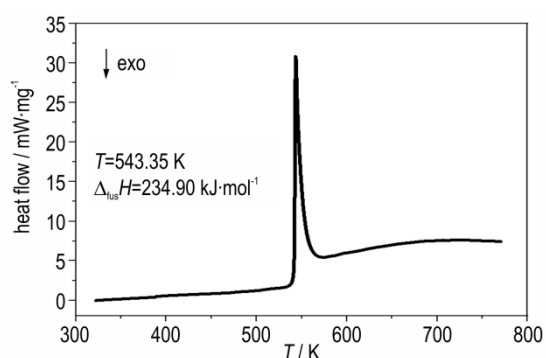


Fig.3 DSC curve of NTO

were 40 kV and 30 mA, respectively. The diffraction peaks were scanned over a range from 0° to 80° (2θ) at a scanning speed of $5^\circ \cdot \text{min}^{-1}$. The analysis data confirmed that the crystal form of NTO remained unchanged by the components of the two systems, as illustrated in Fig.4.

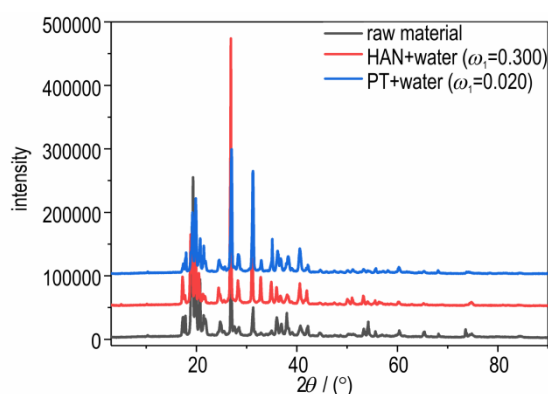


Fig.4 XRD of NTO

1.4 Solubility measurements

The solubility of NTO in two different solvent systems was analyzed using a laser monitoring approach^[8-9]. The experiments utilized a jacketed glass container equipped with a magnetic stirrer. The volume of the solution was measured with an accuracy of 0.1 mL using a pipette, and the mass of NTO was determined to an accuracy of 0.0001 g using an analytical balance (GP-300S, China). As NTO dissolved in the solvent system, the intensity of the laser beam penetrating the container progressively increased from a low initial value to its maximum at the point of complete dissolution. The volume of solvent at which maximum intensity was observed was recorded. To ensure the accuracy and reliability of the results, each experiment was conducted at least

three times. The mole fraction solubility (x_1) of NTO was then calculated using the following formula:

$$x_1 = \frac{m_1/M_1}{m_1/M_1 + m_2/M_2 + m_3/M_3} \quad (1)$$

$$\omega_1 = \frac{m_2}{m_2 + m_3} \quad (2)$$

In this context, x_1 represents the solubility of NTO, ω_1 represents the proportion of water in the system, and m_1/M_1 , m_2/M_2 , and m_3/M_3 denote the mass-to-molar mass ratios of NTO, water, and hydroxylamine nitrate (HAN) or boric acid (HB), respectively. The results of the correlation analysis using the modified Apelblat equation are depicted in Figs.5 and 6.

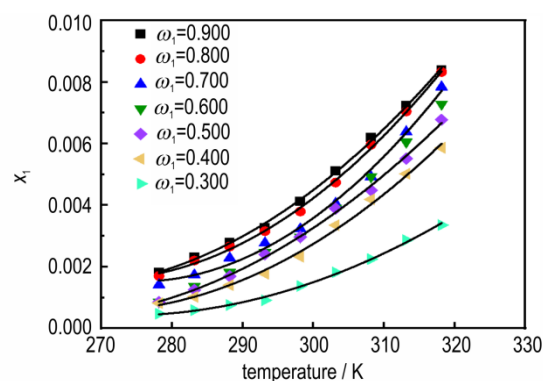


Fig. 5 Experimental data correlated by modified Apelblat equation in (HAN-water) binary solvent mixtures

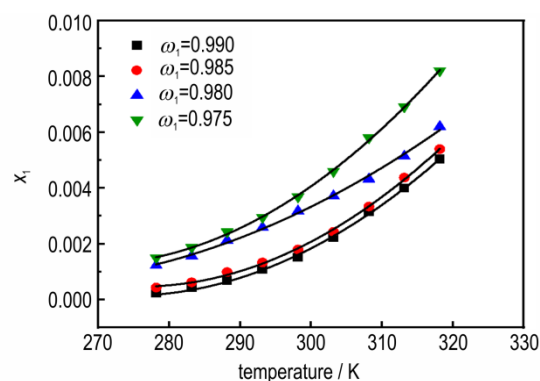


Fig. 6 Experimental data correlated by modified Apelblat equation in (HB-water) binary solvent mixtures

1.5 Solubility models

The root-mean-square deviation (RMSD) is obtained by Eq.(3).

$$\text{RMSD} = \left[\frac{\sum_{i=1}^n (x^c - x^e)^2}{N} \right]^{1/2} \quad (3)$$

Where x^e and x^c are the experimental data and the

calculated values, respectively.

1.5.1 The modified Apelblat equation

The relationship between temperature and solubility was analyzed using the modified Apelblat equation^[10-16]. The analysis revealed a straightforward correlation, generally expressed as following:

$$\ln x_1 = A + \frac{B}{T} + C \ln T \quad (4)$$

Where A , B , and C denote three empirical constants, the specific values of which are shown in Table 1, along with other model parameters of 10^5 RMSD and R^2 .

Table 1 Model parameters, 10^5 RMSD and R^2 of the modified Apelblat equation in different binary solvents

| ω_1 | A | B | C | 10^5 RMSD | R^2 |
|------------|--------|----------------------|--------|-------------|--------|
| HAN-water | | | | | |
| 0.900 | 309.0 | -1.807×10^4 | -44.76 | 8.584 | 0.9959 |
| 0.800 | 198.3 | -1.166×10^4 | -28.95 | 8.713 | 0.9982 |
| 0.700 | 99.57 | -7610 | -13.96 | 7.878 | 0.9984 |
| 0.600 | -188.3 | 5043 | 29.20 | 6.202 | 0.9979 |
| 0.500 | 329.5 | -1.927×10^4 | -47.54 | 9.443 | 0.9972 |
| 0.400 | 279.0 | -1.649×10^4 | -40.27 | 11.43 | 0.9991 |
| 0.300 | 243.1 | -1.510×10^4 | -34.80 | 6.272 | 0.9988 |
| HB-water | | | | | |
| 0.990 | 116.1 | -8687 | -16.25 | 6.348 | 0.9991 |
| 0.985 | 242.2 | -1.393×10^4 | -35.32 | 7.871 | 0.9960 |
| 0.980 | -74.72 | -1356 | 12.80 | 4.893 | 0.9986 |
| 0.975 | 841.9 | -4.347×10^4 | -123.3 | 7.622 | 0.9981 |

1.5.2 Van't Hoff equation

The relationship can be further depicted using the Van't Hoff equation^[17], as following:

$$\ln x_1 = A + \frac{B}{T} \quad (5)$$

Where A and B denote two model parameters, the specific values of which are shown in Table 2, along with model parameters of 10^5 RMSD and R^2 .

1.5.3 λh equation

The λh equation proposed by Buchowski et al., can be expressed as below^[18], which is used for the fitness of solubility data in most systems with two variables of λ and h .

$$\frac{1}{x_1} - 1 = \frac{1}{\lambda} \left\{ \exp \left[\lambda h \left(\frac{1}{T} - \frac{1}{T_m} \right) \right] - 1 \right\} \quad (6)$$

Table 2 Parameters of Van't Hoff equation for NTO in different binary solvents

| ω_1 | A | B | 10^5 RMSD | R^2 |
|------------|-------|-------|-------------|--------|
| HAN-water | | | | |
| 0.900 | 5.892 | -3389 | 9.692 | 0.9981 |
| 0.800 | 6.404 | -3558 | 8.904 | 0.9983 |
| 0.700 | 7.506 | -3936 | 13.22 | 0.9961 |
| 0.600 | 8.473 | -4256 | 10.97 | 0.9973 |
| 0.500 | 7.864 | -4086 | 14.25 | 0.9946 |
| 0.400 | 8.477 | -4321 | 16.69 | 0.9909 |
| 0.300 | 8.323 | -4450 | 6.264 | 0.9938 |
| HB-water | | | | |
| 0.990 | 7.100 | -3782 | 7.146 | 0.9989 |
| 0.985 | 5.444 | -3349 | 4.733 | 0.9969 |
| 0.980 | 11.33 | -5260 | 8.290 | 0.9976 |
| 0.975 | 12.68 | -5709 | 13.70 | 0.9938 |

Where T_m denotes the melting point of NTO, and the specific values of the model parameters are shown in Table 3, including λ , h , 10^5 RMSD and R^2 .

Table 3 Parameters of λh equation for NTO in different binary solvents

| ω_1 | λ | h | 10^5 RMSD | R^2 |
|------------|-----------|-------|-------------|--------|
| HAN-water | | | | |
| 0.900 | 1.817 | 1870 | 2.118 | 0.9980 |
| 0.800 | 2.336 | 1527 | 2.514 | 0.9983 |
| 0.700 | 3.930 | 1004 | 4.600 | 0.9960 |
| 0.600 | 6.292 | 678.8 | 8.850 | 0.9974 |
| 0.500 | 4.412 | 928.4 | 10.12 | 0.9947 |
| 0.400 | 5.704 | 759.7 | 6.597 | 0.9910 |
| 0.300 | 3.921 | 1136 | 6.250 | 0.9939 |
| HB-water | | | | |
| 0.990 | 3.334 | 1141 | 1.492 | 0.9990 |
| 0.985 | 1.221 | 2744 | 4.725 | 0.9969 |
| 0.980 | 22.83 | 231.0 | 8.010 | 0.9976 |
| 0.975 | 47.06 | 122.6 | 25.11 | 0.9922 |

1.5.4 CNIBS/R-K model

The CNIBS/R-K equation^[19-22] proposed by Acree et al., simulated the solubility of solutes in binary solvent systems, as following:

$$\ln x_1 = B_0 + B_1 x_2 + B_2 x_2^2 + B_3 x_2^3 + B_4 x_2^4 \quad (7)$$

Where B_0 , B_1 , B_2 , B_3 and B_4 denote five model parameters, the specific values of which are shown in Table 4, along with other model parameters of 10^5 RMSD and R^2 .

Table 4 Model parameters of the CNIBS/R-K model in different binary solvents

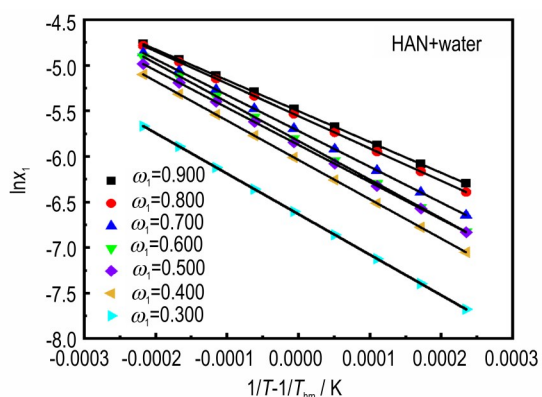
| T / K | B ₀ | B ₁ | B ₂ | B ₃ | B ₄ | 10 ⁵ RMSD | R ² |
|-----------|----------------|----------------|----------------|----------------|----------------|----------------------|----------------|
| HAN-water | | | | | | | |
| 278.15 | -42.34 | 151.6 | -247.1 | 176.3 | -44.54 | 8.594 | 0.9417 |
| 283.15 | -46.74 | 147.9 | -200.3 | 113.0 | -19.73 | 18.01 | 0.9802 |
| 288.15 | -56.06 | 181.0 | -240.2 | 132.7 | -23.16 | 9.817 | 0.9843 |
| 293.15 | -55.02 | 145.6 | -127.2 | 10.05 | 20.96 | 11.87 | 0.9901 |
| 298.15 | -24.57 | -3.873 | 156.7 | -233.0 | 99.45 | 7.885 | 0.9886 |
| 303.15 | -70.20 | 193.2 | -154.3 | -18.97 | 45.24 | 10.83 | 0.9921 |
| 308.15 | -69.64 | 206.5 | -204.3 | 40.31 | 22.17 | 15.25 | 0.9784 |
| 313.15 | -60.41 | 191.2 | -228.3 | 100.9 | -8.214 | 18.38 | 0.9921 |
| 318.15 | -50.32 | 154.4 | -184.2 | 85.29 | -9.837 | 20.23 | 0.9948 |
| HB-water | | | | | | | |
| 278.15 | -744.5 | -34.18 | 660.2 | 1425 | -1312 | 9.868 | 0.9056 |
| 283.15 | -2352 | 2391 | 1010 | -58.42 | -995.6 | 10.78 | 0.9149 |
| 288.15 | -1820 | -1880 | 7219 | -1717 | -1807 | 15.34 | 0.9176 |
| 293.15 | -314.2 | 9.574 | 212.9 | 566.5 | -479.9 | 13.65 | 0.9138 |
| 298.15 | -1849 | 190.2 | 3607 | -550.3 | -1403 | 16.02 | 0.9401 |
| 303.15 | 692.7 | -841.1 | -223.8 | -16.03 | 383.5 | 19.23 | 0.9654 |
| 308.15 | 846.5 | -1505 | 390.3 | 162.8 | 100.4 | 8.365 | 0.9588 |
| 313.15 | 842.7 | 68.19 | -682.6 | -2410 | 2177 | 16.37 | 0.9646 |
| 318.15 | 251.6 | 112.1 | -235.6 | -1025 | 893.0 | 20.28 | 0.9379 |

1.6 Apparent thermodynamic properties

According to the solubility data of NTO, the apparent thermodynamic properties (e.g., $\Delta H_{\text{soln}}^{\circ}$, $\Delta S_{\text{soln}}^{\circ}$ and $\Delta G_{\text{soln}}^{\circ}$) can be calculated, and based on Van't Hoff equation, $\Delta H_{\text{soln}}^{\circ}$ can be calculated^[23]:

$$\Delta H_{\text{soln}}^{\circ} = -R \times \frac{\partial \ln x_1}{\partial (1/T)} = -R \times \frac{\partial \ln x_1}{\partial (1/T - 1/T_{\text{hm}})} - R \times \text{slope} \quad (8)$$

Where T_{hm} denotes the mean harmonic temperature^[24], which can be defined by the following Eq. (9); and the slope can be derived from Fig.7.

**Fig.7** $\ln x_1$ of NTO in two binary solvents against $(1/T - 1/T_{\text{hm}})$

$$T_{\text{hm}} = \frac{n}{\sum_{i=1}^n \frac{1}{T_i}} \quad (9)$$

Where n denotes the number of temperatures; T_i is the experimental temperature; and the value of T_{hm} is 297.59 K.

The $\Delta G_{\text{soln}}^{\circ}$ is defined as below^[25]:

$$\Delta G_{\text{soln}}^{\circ} = -RT_{\text{hm}} \times \text{intercept} \quad (10)$$

Where intercept denotes the intercept of $\ln x_1 - (1/T - 1/T_{\text{hm}})$ curve.

The $\Delta S_{\text{soln}}^{\circ}$ is described by Eq.(11).

$$\Delta S_{\text{soln}}^{\circ} = (\Delta H_{\text{soln}}^{\circ} - \Delta G_{\text{soln}}^{\circ}) / T_{\text{hm}} \quad (11)$$

Following the calculations as per Equation (12) and Equation (13)^[26-27], the relative contributions of enthalpy and entropy to the standard molar Gibbs free energy can be determined.

$$\% \zeta_H = \frac{|\Delta H_{\text{soln}}^{\circ}|}{|\Delta H_{\text{soln}}^{\circ}| + |T_{\text{hm}} \cdot \Delta S_{\text{soln}}^{\circ}|} \times 100 \quad (12)$$

$$\% \zeta_{TS} = \frac{|T_{\text{mean}} \cdot \Delta S_{\text{soln}}^{\circ}|}{|\Delta H_{\text{soln}}^{\circ}| + |T_{\text{hm}} \cdot \Delta S_{\text{soln}}^{\circ}|} \times 100 \quad (13)$$

The apparent thermodynamic functions for the two binary systems following the dissolution of NTO are presented in Table 5.

2 Results and discussion

In binary solvents, solubility is affected by many factors, such as temperature, van der Waals forces and hydrogen bonds. The solubility of NTO displays an upward trend with an increase in temperature, as illustrated in Figs 5-6. In the boric acid - water system, when the mass fraction of water (ω_1)

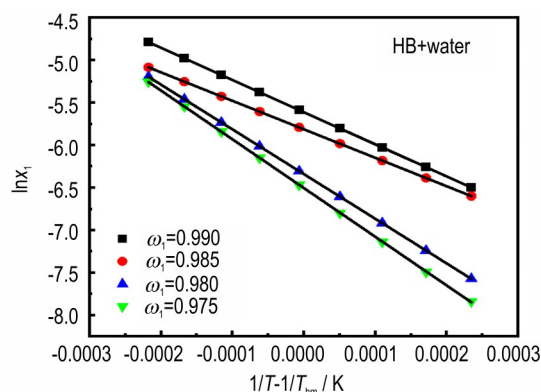


Table 5 $\% \zeta_H$, $\% \zeta_{TS}$, $\Delta H_{\text{soln}}^{\circ}$, $\Delta S_{\text{soln}}^{\circ}$ and $\Delta G_{\text{soln}}^{\circ}$ of NTO in two binary solvents at $T_{\text{hm}} = 297.59$ K and $P = 0.1$ MPa

| ω_1 | $\Delta H_{\text{soln}}^{\circ}$ / $\text{kJ} \cdot \text{mol}^{-1}$ | $\Delta S_{\text{soln}}^{\circ}$ / $\text{J} \cdot \text{K}^{-1} \cdot \text{mol}^{-1}$ | $\Delta G_{\text{soln}}^{\circ}$ / $\text{kJ} \cdot \text{mol}^{-1}$ | $\% \zeta_H$ | $\% \zeta_{TS}$ |
|------------|---|--|---|--------------|-----------------|
| HAN-water | | | | | |
| 0.900 | 28.42 | 49.74 | 13.62 | 65.75 | 34.25 |
| 0.800 | 29.10 | 51.63 | 13.74 | 65.45 | 34.55 |
| 0.700 | 31.09 | 57.03 | 14.12 | 64.69 | 35.31 |
| 0.600 | 38.09 | 79.33 | 14.48 | 61.74 | 38.26 |
| 0.500 | 37.34 | 76.38 | 14.61 | 62.16 | 37.84 |
| 0.400 | 38.03 | 77.37 | 15.00 | 62.29 | 37.71 |
| 0.300 | 37.81 | 71.80 | 16.45 | 63.89 | 36.11 |
| HB-water | | | | | |
| 0.990 | 31.67 | 59.72 | 13.89 | 64.05 | 35.95 |
| 0.985 | 29.07 | 49.28 | 14.41 | 66.47 | 33.53 |
| 0.980 | 46.67 | 103.8 | 15.77 | 60.16 | 39.84 |
| 0.975 | 55.29 | 131.1 | 16.28 | 58.63 | 41.37 |

decreased from 0.990 to 0.975, the relative content of water did not change much, so the influence of the amount of solvent on the solubility of NTO could be ignored. Therefore, the factors affecting the solubility of NTO are temperature and acidity of the system. The acidity of boric acid comes from the release of protons from hydroxide ions in bound water molecules, and H—O hydrogen bonds are more easily formed in this system. Thus, the solubility of NTO increases with the increase of HB concentration. On the contrary, in the HAN-water system, the solubility of NTO decreases with the increase of HAN content. There are three main reasons affecting the solubility of NTO in HAN-water system. First, HAN is too acidic, which inhibits the ionization of NTO; secondly, with the increase of HAN content, the content of good solvent water decreases, so the solubility decreases; third, the polarity of HAN is much greater than that of NTO, and water is more inclined to form a hydrogen spectrum with HAN, so the interaction with NTO is weakened, and thus the solubility is reduced.

The solubility of a solute generally depends on its molecular similarities to the solvents. As Mullin^[28] describes, in polar solvents, the interaction between solvent molecules is predominantly governed by the formation of robust hydrogen bonds, which

could be disrupted by the solute and replaced with equivalently strong bonds during the dissolution process. As shown in Fig.1, NTO, characterized by its five-membered ring structure, features electron-withdrawing —NO₂ groups, which would reduce the electron density around the nitrogen atoms. These enables NTO to act as hydrogen bond donor, which facilitates the formation of hydrogen bonds with solvent molecules. Consequently, solubility is influenced by both van der Waals forces, indicative of polarity, and hydrogen bonding dynamics, which govern the solute-solvent interaction^[29]. Therefore, an increase in the water content in the HB-water systems weakens the interaction between NTO and organic solvents, leading to decreased solubility at a given temperature. While polarity primarily affects the strength of van der Waals interactions, hydrogen bonding often plays a crucial role in solute-solvent dynamics. This phenomenon is similar to those observed in other compounds, such as EA^[30], CNP^[31], and formaldehyde (FM)^[32].

Tables 1-4 clearly demonstrate that the average 10⁵RMSD values for the solubility models are as follows: 7.55 for the modified Apelblat equation, 10.35 for the Van't Hoff equation, 7.31 for the λh equation, and 13.93 for the CNIBS/R-K equation. The corresponding average R² are 0.9979, 0.9960, 0.9959, and 0.9589, respectively. These values indicate that all four equations provide satisfactory fits to the experimental data for NTO in mixed solvents, demonstrating strong correlations. Comparable to the data for RMSD and R², the modified Apelblat equation is shown to have the most precise correlation between solubility and temperature, followed by the λh equation, Van't Hoff equation, and CNIBS/R-K equation. This hierarchy reflects that the modified Apelblat equation is particularly effective for equation research, solvent selection, and accurately fitting the solubility values of NTO in binary systems compared to the other models. The results provide solid foundation for future research into the crystallization process of NTO.

The values of $\Delta H_{\text{soln}}^{\circ}$, as shown in Table 5, are

positive, suggesting that the dissolution of NTO is an endothermic process. The values of $\Delta S_{\text{soln}}^{\circ}$ are also positive, indicating that the entropy is entropy-driven. Moreover, all the values of $\Delta G_{\text{soln}}^{\circ}$ are positive, suggesting that the dissolution of NTO in the two systems is a non-spontaneous process. The $\% \zeta_H$ is larger than $\% \zeta_{TS}$, and all the $\% \zeta_H$ data are $\geq 58.63\%$, indicating that the enthalpy make a greater contribution than entropy to the $\Delta G_{\text{soln}}^{\circ}$.

3 Conclusions

In the study of using NTO to improve the energy characteristics of electronically controlled solid propellant, we need to clarify the solubility of NTO in the propellant system in order to obtain high quality propellant samples. According to the preparation process, the factors affecting the solubility of NTO in the system were determined as the contents of HAN, HB and water, and the solubility of NTO in the two binary solvents systems of HAN-water and HB-water was determined by dynamic laser monitoring method at the temperature of 278.15–318.15 K. The following conclusions are drawn:

1) The solubility of NTO in the two binary solvent systems is positively correlated with temperature, and the solubility increases with the increase of temperature. In the HAN-water system, the solubility is positively correlated with the mass fraction of water, and the solubility increases with the increase of the mass fraction of water; on the contrary, in the HB - water system, the solubility is negatively correlated with the mass fraction of water, and the solubility decreases with the increase of the mass fraction of water.

2) Comparing the effects of HAN and HB on the dissolution behavior of NTO in water, within the reasonable range of HB addition (0.5%–2.5%), HB promotes the dissolution of NTO, and at the same temperature, the more HB content there is, the greater the solubility of NTO; however, within the reasonable addition range of HAN (10%–70%), HAN inhibits the dissolution of NTO, and at the

same temperature, the higher the HAN content, the lower the solubility of NTO.

3) X-ray diffraction results prove that NTO does not react with oxidant HAN and curing agent HB during the experiment, so NTO has good compatibility with the system. This result validates the operational safety of adding NTO to electronically controlled solid propellant systems.

4) The modified Apelblat model, Van' t Hoff model, λh equation and CNIBS/R-K equations are suitable for correlating the measured solubility data and the calculated values were in agreement with the experimental data, and the R^2 of all four models exceeded 0.9. Among them, the 10^5RMSD of the modified Apelblat equation is the closest, both less than 11.43, and the mean value of 10^5RMSD is also small, which is the best match with the measured data. Therefore, in the subsequent formulation optimization, when changing the content of HAN, HB, water, and adjusting the curing temperature, the amount of NTO added under the current process parameters can be obtained by fitting and calculating according to the modified Apelblat equation.

5) Furthermore, the apparent thermodynamic properties, including $\Delta H_{\text{soln}}^{\circ}$, $\Delta S_{\text{soln}}^{\circ}$ and $\Delta G_{\text{soln}}^{\circ}$, were calculated by the Van' t Hoff equation and Gibbs equations. It can be seen that the dissolution process of NTO is non-spontaneous, entropy-driven, and endothermic. In addition, the $\% \zeta_H$ is larger than $\% \zeta_{TS}$, and all the $\% \zeta_H$ data are $\geq 58.63\%$, indicating that the enthalpy make a greater contribution than entropy to the $\Delta G_{\text{soln}}^{\circ}$.

References:

- [1] WANG Zhi-wen, XIE Hai-ming, XIANG Shu-jie, et al. Multi-stage combustion characteristics of sodium perchlorate/lithium perchlorate-based electrically controlled solid propellant [J]. *Chemical Engineering Journal*, 2023, 456 (2) : 140958.
- [2] LV Jia-rong, Research on the crystallization characteristics of NTO[D]. Taiyuan: North university of China, 2023.
- [3] LI Xue, YI Zhi-wen, LIU Qiang, et al. Research of detonation products of RDX/Al from the perspective of composition [J]. *Defence Technology*, 2023, 24(6): 31–45.
- [4] DING Kun, WANG Xue-yi, DUAN Zi, et al. Shock response of cyclotetramethylene tetranitramine (HMX) single crystal at

- elevated temperatures [J]. *Defence Technology*, 2023, 21(3): 147–163.
- [5] LI Ming, HU Rui-ru, XU Ming, et al. Burning characteristics of high density foamed GAP/CL-20 propellants [J]. *Defence Technology*, 2022, 18(10): 1914–1921.
- [6] LIN Lin, Wang Jian, Li Jing, et al. Symmetry breaking density functional theory study on the thermal decomposition mechanism of 3-nitro-1,2,4-triazole-5-one (NTO)[J]. *Chinese Journal of Organic Chemistry*, 2023, 43(1): 285–294.
- [7] LI Hong-zhen, HUANG Ming, LI Jin-shan, et al. Synthesis and crystal structure of 3-nitro-1,2,4-triazole-5-ketohydroxylamine salts[J]. *Chinese Journal of Synthetic Chemistry*, 2007, 1(6): 714–718.
- [8] LAN Guan-chao, WANG Jian-long, CHEN Li-zhen, et al. Measurement and correlation of the solubility of 3,4-bis(3-nitrofurazan-4-yl)furoxan (DNTF) in different solvents[J]. *Journal of Chemical Thermodynamics*, 2015, 89(234): 264–269.
- [9] LIU Yang, LI Yong-xiang, LAN Guan-chao, et al. Determination and correlation of solubility of 3,4-dinitro-1H-pyrazole in different pure solvents from 298.15 K to 338.15 K[J]. *Journal of Chemical & Engineering Data*, 2016, 61(3): 2516–2524.
- [10] Apelblat A, Manzurola E, Solubility of o-acetylsalicylic, 4-aminosalicylic, 3,5-dinitrosalicylic, and p-toluic acid and magnesium-DL-aspartate in water from $T=(278 \text{ to } 348) \text{ K}$ [J]. *Journal of Chemical Thermodynamics*, 1998, 31(9): 85–91.
- [11] CHENG Yi, SHAO Ying-yi, YAN Wang, et al. Solubility of betulinic acid in thirteen organic solvents at different temperatures [J]. *Journal of Chemical & Engineering Data*, 2011, 56(13): 4587–4591.
- [12] Apelblat A, Manzurola E, Solubility of L-aspartic, DL-aspartic, DL-glutamic, p-hydroxybenzoic, o-anisic, p-anisic, and itaconic acids in water from $T=278 \text{ K}$ to $T=345 \text{ K}$ [J]. *Journal of Chemical Thermodynamics*, 1997, 29(20): 1527–1533.
- [13] SUN Hua, LI Ming, JIA Jin-tian, et al. Measurement and correlation of the solubility of 2,6-disaminohexanoic acid hydrochloride in aqueous methanol and aqueous ethanol mixtures [J]. *Journal of Chemical & Engineering Data*, 2012, 5(5): 1463–1467.
- [14] LI Rong-rong, YING An-guo, HUANG Guo-bo, et al. Equilibrium solubility of sodium 3-sulfobenzoate in binary (sodium chloride+water), (sodium sulfate+water), and (ethanol+water) solvent mixtures at temperatures from (278.15 to 323.15) K[J]. *Journal of Chemical Thermodynamics*, 2014, 79(11): 8–11.
- [15] BUSTAMANTE P, ROMERO S, REILLO A, et al. Thermodynamics of paracetamol in amphiprotic and amphiprotic-aprotic solvent mixtures [J]. *Pharmaceutical Sciences*, 1995, 1(15): 505–507.
- [16] DELGADO R, PENA M A, MARTINEZ F, et al. Preferential solvation of some sulfonamides in propylene glycol+water solvent according to the KIBI and QLQC methods [J]. *Journal of Solution Chemistry*, 2014, 43(4): 360–374.
- [17] SCHRÖDER B, SANTOS L, MARRUCHO I M, et al. Prediction of aqueous solubilities of solid carboxylic acids with COSMO-RS [J]. *Fluid Phase Equilibria*, 2010, 289(4): 140–147.
- [18] BUCHOWSKI H, KHIAT A, Solubility of solids in liquids: one-parameter solubility equation [J]. *Fluid Phase Equilibria*, 1986, 25(1): 273–278.
- [19] LIU Cheng, TANG Gui-wen, DING Hui, et al. Determination of the solubility and thermodynamic properties of wedelolactone in a binary solvent of ethanol and water [J]. *Fluid Phase Equilibria*, 2015, 385(12): 139–146.
- [20] YU Jin, MA Tian-lu, CHEN Xu, et al. Solubility of disodium cytidine 5'-monophosphate in different binary mixtures from 288.15 K to 313.15 K [J]. *Thermochimica Acta*, 2013, 565(7): 1–7.
- [21] Acree Jr. W E, Mathematical representation of thermodynamic properties: Part 2. Derivation of the combined nearly ideal binary solvent (NIBS)/Redlich-Kister mathematical representation from a two-body and three-body interactional mixing model [J]. *Thermochimica Acta*, 1992, 198(10): 71–79.
- [22] Jouyban-Gharamaleki A, Acree Jr. W E. Comparison of models for describing multiple peaks in solubility profiles [J]. *International Journal of Pharmaceutics*, 1998, 167(05): 177–182.
- [23] SHAKEEL F, HAQ N, EL-BADRY M, Thermodynamics and solubility of tadalafil in diethylene glycol monoethyl ether + water co-solvent mixtures at (298.15 to 333.15) K [J]. *Journal of Molecular Liquids*, 2014, 197(13): 334–338.
- [24] ZHANG Fang, TANG Yao-cun, WANG Long, et al. Solubility measurement and correlation for 2-naphthaldehyde in pure organic solvents and methanol + ethanol mixtures [J]. *Journal of Chemical & Engineering Data*, 2015, 60(32): 2502–2509.
- [25] KSIAZCZAK A, MOORTHI K, NAGATA I, et al. Solid-solid transition and solubility of even n-alkanes [J]. *Fluid Phase Equilibria*, 1994, 95(18): 15–29.
- [26] PERLOVICH G L, KURKOV S V, BAUER-BRANDL A, et al. Thermodynamics of solutions. II. Flurbiprofen and diflunisal as models for studying solvation of drug substances [J]. *European Journal of Pharmaceutical Sciences*, 2003, 19(4): 423–432.
- [27] PERLOVICH G L, KURKOV S V, KINCHIN A N, et al. Thermodynamics of solutions III: comparison of the solvation of (+)-naproxen with other NSAIDs [J]. *European Journal of Pharmacology*, 2004, 57(32): 411–420.
- [28] MULLIN J W. Crystallization, Butterworth-Heinemann [S], Oxford, 2001.
- [29] WU Kun, LI Yi-jian, et al. Solubility and solution thermodynamics of p-toluenesulfonamide in 16 solvents from $T=273.15 \text{ K}$ to 324.75 K [J]. *Journal of molecular liquids*, 2019, 294: 111577.
- [30] TONG Yao, WANG Zi-zi, YANG Eng-ti, et al. Determination and correlation of solubility and solution thermodynamics of ethenzamide in different pure solvents [J]. *Fluid Phase Equilibria*, 2016, 427(2): 549–556.
- [31] ZHANG Rui, FENG Zi-jian, JI Jian-bin, et al. Measurement and correlation of solubility of two isomers of cyanopyridine in eight pure solvents from 268.15 K to 318.15 K [J]. *J. Chem. Eng. Data*, 2017, 62(23): 3241–3251.
- [32] QIN Yu-zi, WANG Hong-shan, YANG Peng, et al. Measurement and correlation of solubility and dissolution properties of flunixin meglumine in pure and binary solvents [J]. *Fluid Phase Equilibria*, 2015, 403(11): 145–152.

3-硝基-1,2,4-三唑-5-酮(NTO)在不同二元溶剂中的溶解度和热力学模型

郭昊琪,杨玉林

(哈尔滨工业大学化学与化工学院空间电源国家重点实验室, 黑龙江 哈尔滨 150001)

摘要: 在278.15K~318.15K的温度范围内,利用动态激光监测法测定了3-硝基-1,2,4-三唑-5-酮(NTO)在硝酸羟胺(HAN)-水和硼酸(HB)-水两种不同二元体系中的溶解度。实验数据表明,NTO在二元溶剂混合物中的溶解度与温度呈正相关。此外,用修正的Apelblat方程、Van't-Hoff方程、 λh 方程和CNIBS/R-K方程对溶解度数据进行了拟合,所有模型在二元溶剂中都取得了令人满意的结果。本文计算的均方根偏差的平均值(10^5 RMSD)均小于13.93。最后,用Van't-Hoff和Gibbs方程计算了表观热力学性质,即吉布斯能、焓和熵。本文计算的 $\% \zeta_H$ 大于 $\% \zeta_{TS}$,且 $\% \zeta_H$ 均 $\geq 58.63\%$,表明焓对吉布斯能的贡献大于熵。

关键词: 3-硝基-1,2,4-三唑-5-酮;溶解度;热力学模型;表观热力学分析

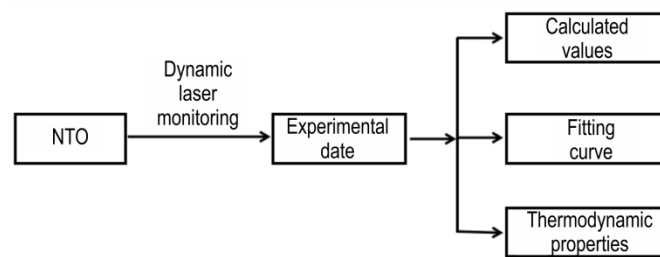
中图分类号: TJ55;O64

文献标志码: A

DOI:10.11943/CJEM2024184

(责编:高毅)

图文摘要:



The laser monitoring technique was used to determine the solubility of 3-nitro-1,2,4-triazole-5-one (NTO) in two different binary systems. The four equations of the modified Apelblat equation, Van't Hoff equation, λh equation and CNIBS/R-K model were used to correlate the data. Finally, the apparent thermodynamic properties of dissolution, namely Gibbs energy, enthalpy and entropy were calculated by the Van't Hoff equation and Gibbs equations.